

# NATAL CHART FROM THE PALM

*R.G. Rao*



**INDIAN SYSTEM CULLED FROM ANCIENT GRANTHAS**

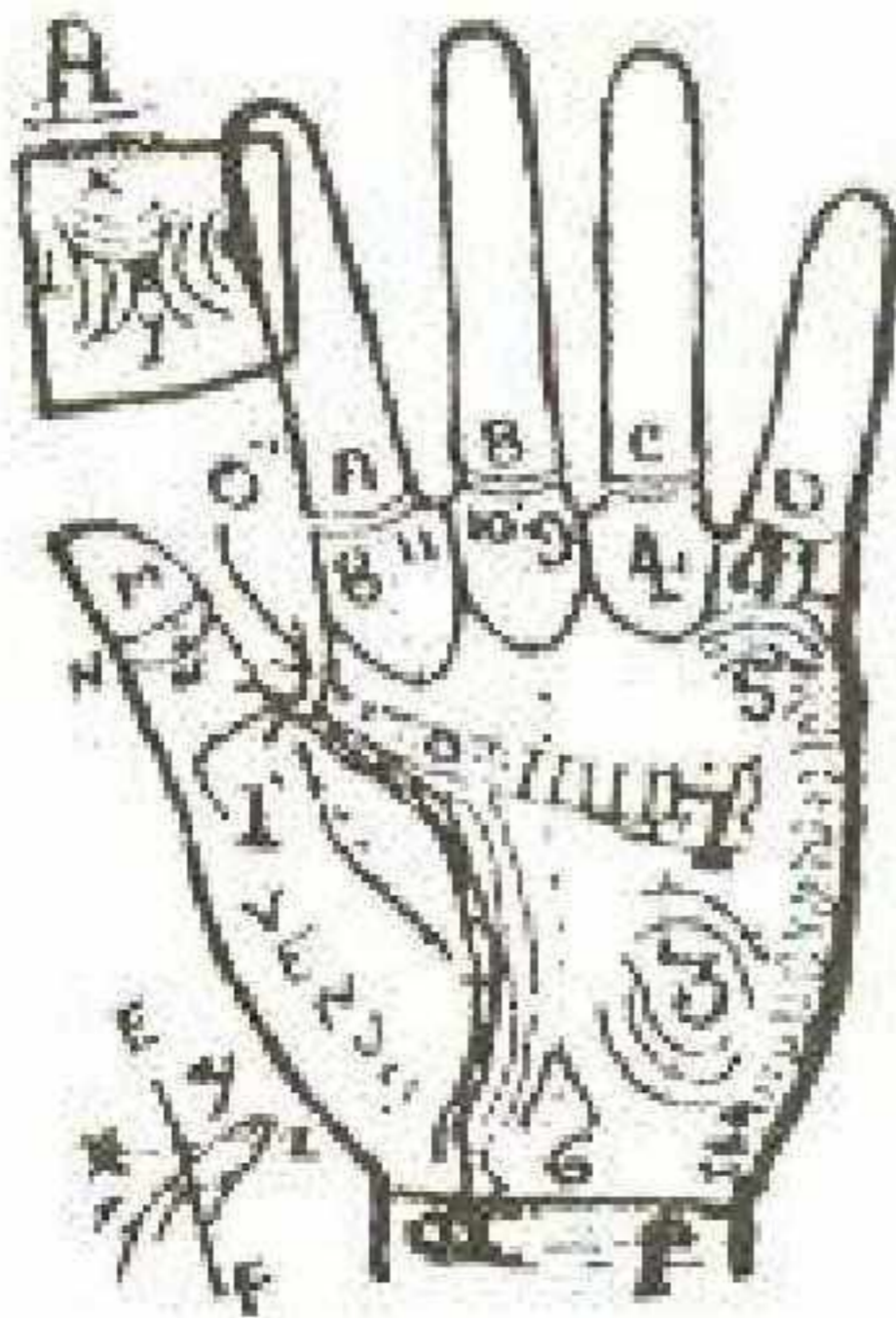
# Erection of Natal Chart From the Palm

(Nirayana)

## CHAPTER 1

### Twelve signs from the Palm

The twelve signs from Mesha to Meena could be made on the palm. Planets' exaltation, debilitation, friendliness, enmity and own sign are important. Further they are categorised into three kinds of viz., Vakri, Rju—(Direct from Retrogration) and Vruddhi.



- ☉ = SUN
- ☾ = MOON
- ♿ = MER
- ♂ = MARS
- ♀ = VENUS
- ♃ = JUPIT
- ♄ = SATU
- ♁ = RAHU
- ♋ = KETU

The twelve signs are indicated from the root of the fingers to the top of the bracelets, from 0 to 11 (Mesha to Meena). Except Sun and Moon, there are two signs for each of the remaining five planets as per the allotment in Astrology. 0. Mesha (Aries), 1. Vrishabha (Taurus), 2. Mithuna (Gemini), 3. Karkataka (Cancer), 4. Simha (Leo), 5. Kanya (Virgo), 6. Tula (Libra),

7. Vrishchika (Scorpio), 8. Dhanus (Sagittarius),  
9. Makara (Capricorn), 10. Kumbha (Aquarius),  
11. Meena (Pisces).

It must be expressly studied as to which line has commenced from which finger-root or from which mount and has gone to which other mount. And also in directions of which mount and to which finger the origin of the respective mount has leaned and the beginning and joining of the layers from mount to mount in their course. More than the lines the skin ridges otherwise known as layers of the mounts are to be scrutinised. For example, if the origin of the mount of Guru (Jupiter) is fine and the layers starting from the origin of the mount have proceeded to the bottom of the mount of Budha (Mercury) it is to be noted that Jupiter is in the own sign or in the sign of Budha (Mercury).

In this work, in many places terms as layers of the mount of the planet, lines of layers and lines are used. They are to be well understood after careful study.

Take a fish sign as shown in the 'Fig-A' and draw a vertical line E-F dividing the fish into two halves. The first half i.e., tail half we shall call it as Dhanus (Sagittarius). The 2nd or the front half we shall call as Meena (Pisces).

The fish sign is considered as the divine sign in the Hindu Science of Astrology which is governed by the planet Jupiter.

Normally this sign appears under the third phalanx of the fingers.

When a fish appears on any mount depending on the tail or head portion we have to place the respective planet and the mount either in Dhanus or in Meena.

Now take the *Yava rekha* and call the upper portion as "M" and the lower portion "N" as shown in the fig. In between these arcs we may have some horizontal lines. These horizontal lines represent the lunar day of the month.

**Waxing (Shuklapaksha):** The Moon will be within the first seven houses from the Sun or within 180° from the Sun (0° - 180°).

**Waning (Krishnapaksha):** The Moon will be in between 8th and 12th houses (upto 1st house) i.e., Moon will be in between (180°-360°).

Layers of the Moon indicate the position of the Moon.

The portion of Mesha is located above the starting point of the life line under the mount of Jupiter. Vrishabha is shown below the apex near the wrist (i.e., Tula) is considered as Vrischika. (Above the bracelets below the apex of Tula is known as the sign of Vrischika).

(The root of the Thumb is also called the sign of Tula. Not much importance essential).

The lower part of the apex of Mercury is called the sign of Kanya.

The centre of the apex is known as the sign of Mithuna.

In between the mounts of the Sun and Mercury the sign of Karkataka is located.

## **The apex and its aspects**

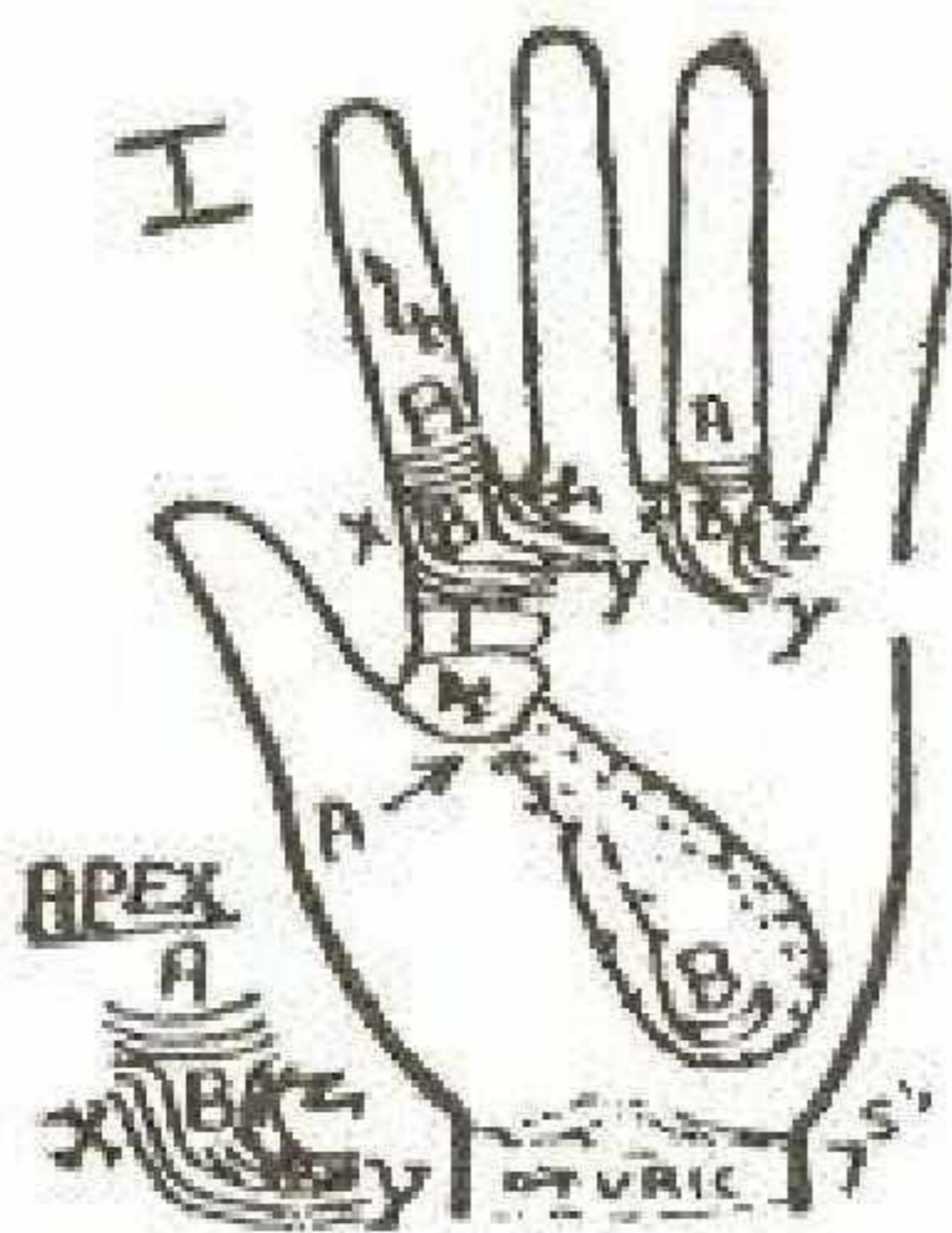
The apex of the mount and the layers of the skin will specifically indicate the sign in which the planets are posited. The lines indicate the strength of planets etc., and also their good and bad influences.

All the Apex points are the signs of the Planets, we have explained the Apexes as given below.

A=is the exaltation point, B=is the centre denoting the Planet in its own Sign or aspecting the Sign (with the 7th aspect) when the centre is proportionate. X and Z also represent their own Signs showing aspects.

Jupiter, Saturn and Mercury having two houses. These planets are having the apexes whereas the planets Venus and Mars though have two houses have no apex. But Venus has one apex in Tula.

Sun and Moon are having only one sign each, but they are also having signs of exaltation.



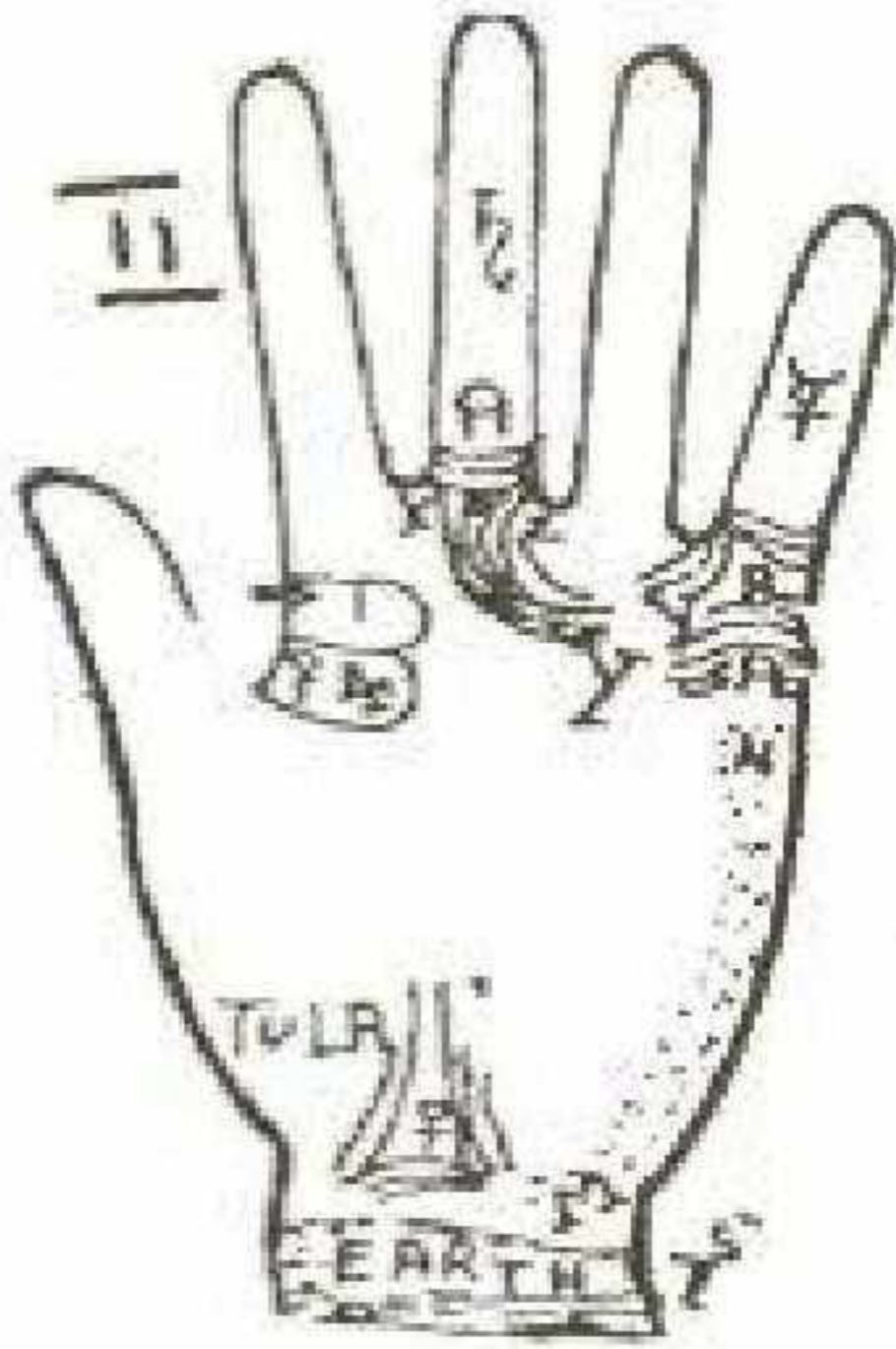
In Sun mount: A=is the point or Sign of exaltation. B=is the Sign i.e., Simha (Leo), XY and ZY are called the Aspecting Rays.

Moon: A=is the point or Sign of exaltation, B=is the own Sign by name Karkataka. BY=Ridges are called the aspecting rays.

Jupiter: In the apex of Jupiter A=is the Point or Sign of exaltation. X=is called the Sign of Dhanus, Z=is Meena, XY and ZY are the aspecting rays of the Dhanus and Meena.

Mercury: is exalted in his own Sign of Kanya, hence A=is the house of exaltation, B=is the own sign Mithuna, BY and AY=ridges are called the aspecting rays.

Mars: Mars is having only the Sign portion but



no apex, 1=is Mesha, 2 and 3 are Vrischika which are Earth Signs.

Saturn: A=is the point or sign of exaltation, X=Kumbha, Z=is the Makara, XY and ZY=are the aspective rays of Kumbha and Makara.

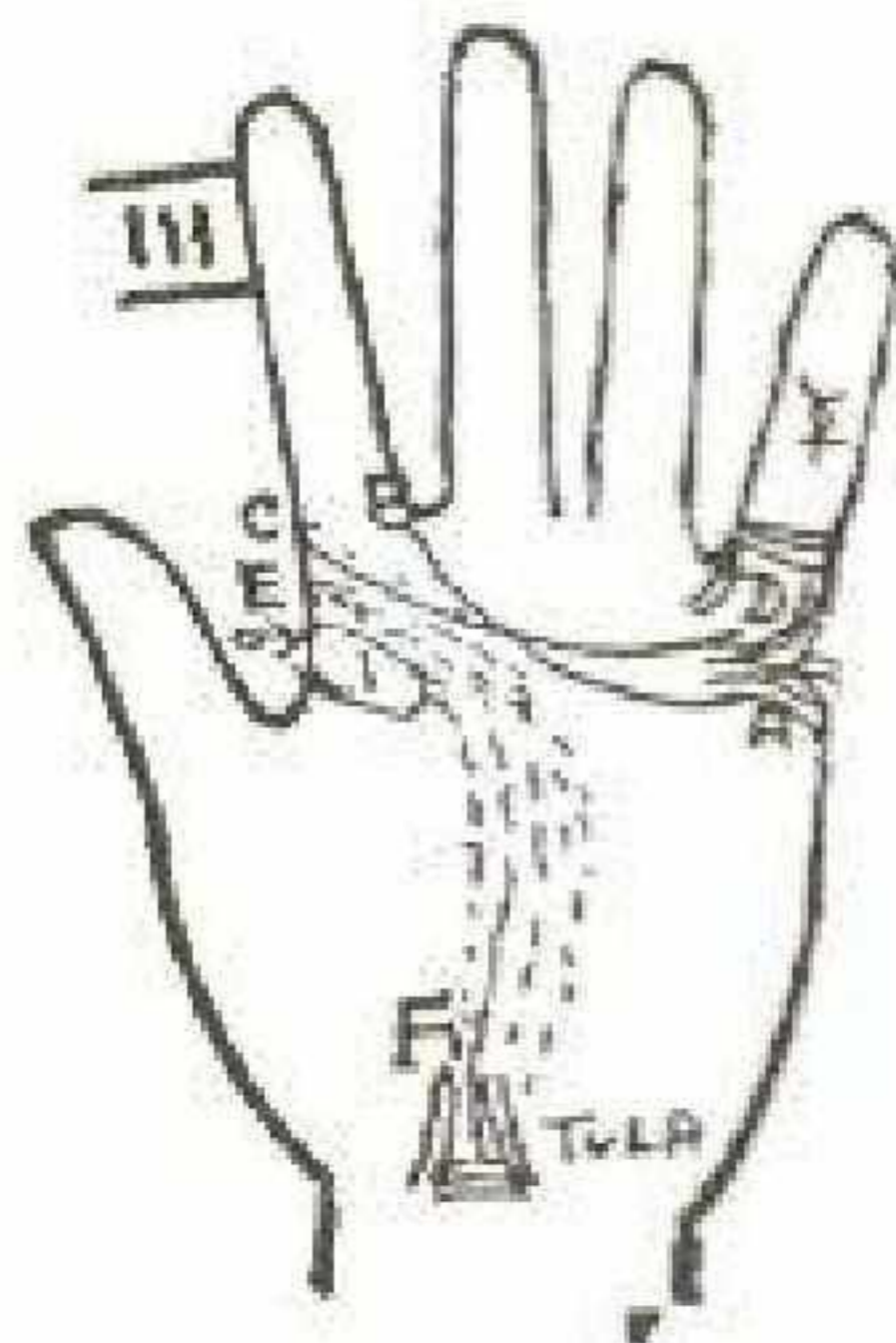
M-N Border (Percussion) is the position of Mercury and is governed by Mercury.

All the Planets aspect the 7th house from their respective positions. The same rule applies to the Fate (Saturn line), line of Sun, Jupiter (Line of Heart), line of Venus (line of Life), Line of Mars (Line of Head), and line of Mercury. Moon has only a feeble aspect on the 7th house, but she has powerful aspect on the 2nd house.

Fig I and II-Venus: Sign of Venus Vrishabha mark-4 is situated under Mesha mark-1, which is not having the apex, but he is having the apex only in Tula. Centre of Tula is marked 'B' and is considered as the own sign of Venus. Ridges for aspecting rays also rise from Tula and Vrishabha.

Ridges of Jupiter are starting from (A) Kanya ends near (B) Meena. This indicates that Jupiter is in Kanya.

Ridges starting from the centre of the Mercury Mount ending in 'C' position, 'D' denotes

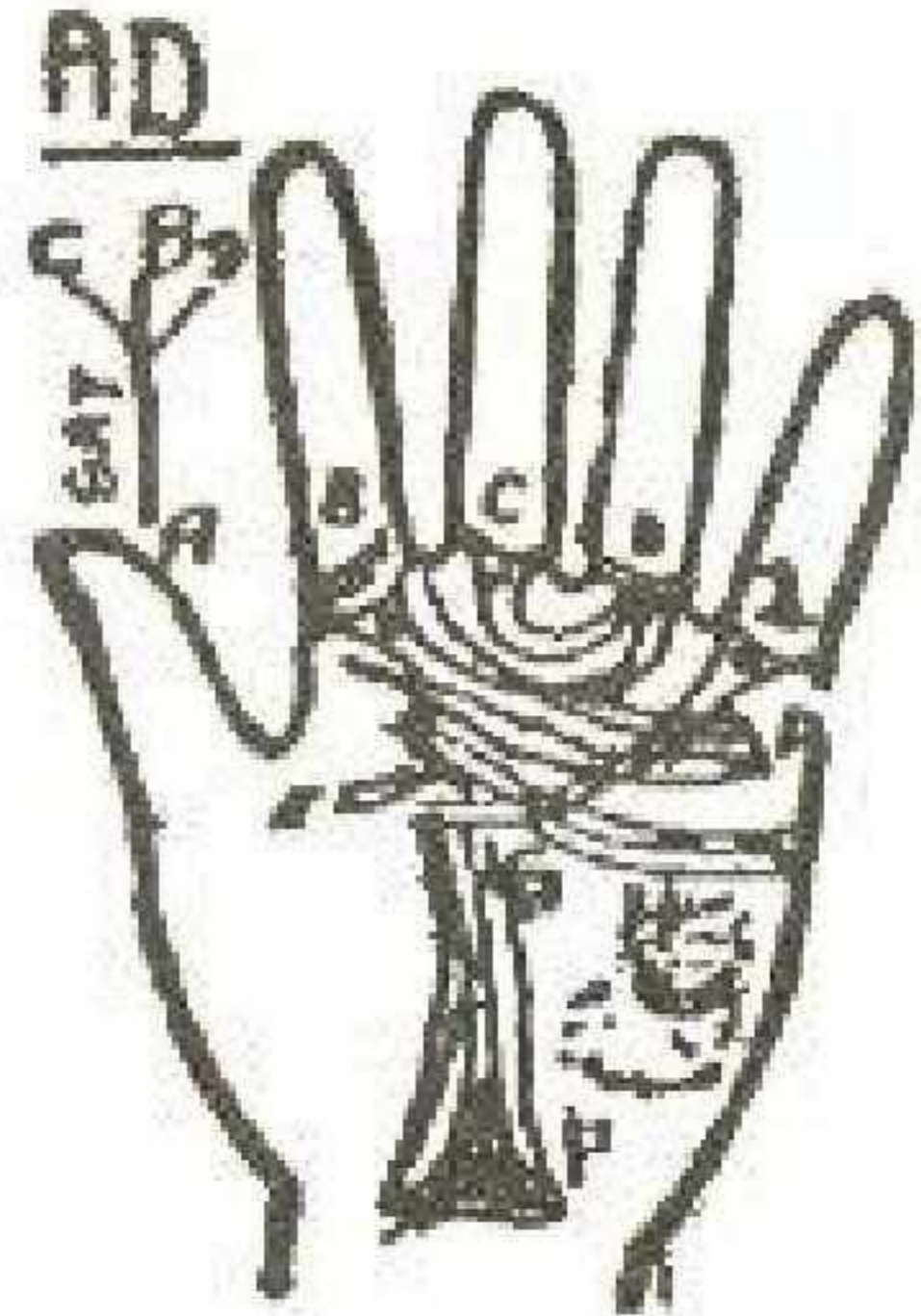


Jupiter is in Mithuna.

When the ridges rising from the direction of 'F' Tula and ending in 'E' Aries (Mesha) indicate Jupiter is in Tula.

N B: The words, Skinridges, layers, aspecting rays are used for the same meaning.

The ridges rising from the apex of Jupiter ending behind the Kanya portion denotes Jupiter's 7th aspect on Kanya from Meena. See the ridges from 'B' towards mark 'A'. 'C' ridges of the Saturn ending on the mount of the Sun under the mark 'D' which denote Saturn is in Simha.



'D' Sun ridges ending in Meena layers, show the Sun is in Meena.

If the ridges of Mercury aspect the root of the Thumb it denotes the planet Mercury is in Mesha — 7th aspect towards Tula.

FG Ridges of Venus starting from the apex of Tula (F) and ending under the portion of the head line; speak of Venus in the sign of Tula.

If the line of Saturn shows a trident formation in the end it speaks that the planets like Moon, Mars, Venus will be situated in the adjoining houses might have been aspected by the above planets.

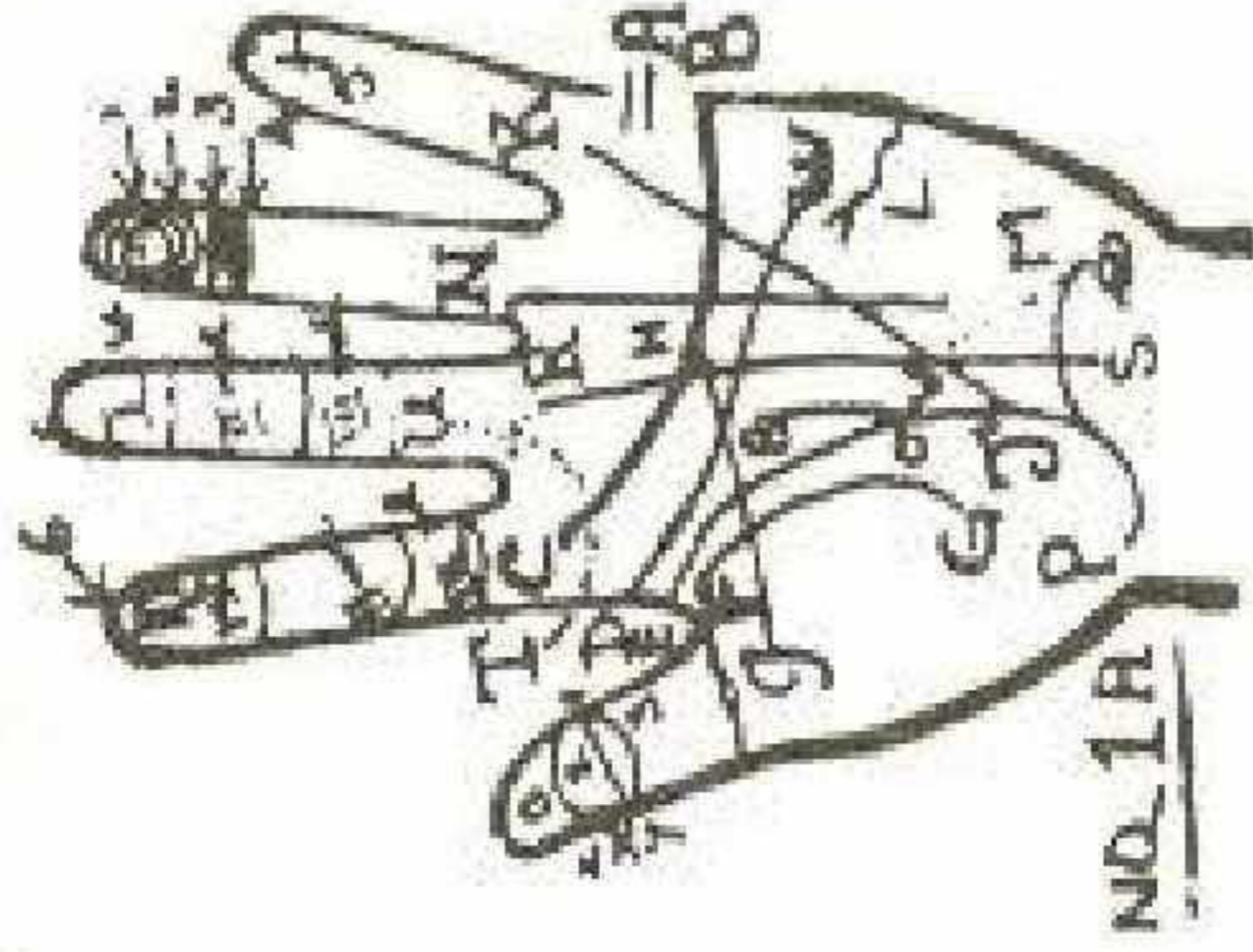
# THE LINES CORRESPONDING TO THE PLANETS

## INDIAN TERMINOLOGY

- BC Line of Jupiter
- DW Line of Mars
- EP Line of Venus
- FG Supporting life line denotes the position of Venus with a Planet in the Natal Chart.
- RS Line of Saturn
- NM Line of Sun
- L Indication of Rahu and Ketu
- PQ Conjunction of aspects inimical planets or the planet Venus.

## WESTERN SYSTEM


- BC The Line of heart
- DW The Line of head
- EP Line of Life
- FG Supporting line of life (subordinate line)
- RS Line of Fate (Line of Saturn)
- NM Line of Sun
- L Forked and wavering line
- PQ The Via Lasciva



- TV Interchange of the planets
  - HI Aspects of Jupiter
  - O8 Aspects of Venus
- If the head line is having a hood or tail of a Serpant it speaks that Mars is with Rahu or Ketu.

- TV Half a Circle
  - HI A branch line of heart
  - O8 'A' branch line from the line of life.
- Line of head indicates the native's Marriage and also the year of Matrimonial connection in Indian System.





direction of Makara mark 'B' bright ridges also rising upto the direction of Makara, and the line of Sun joined closely to the heart-line near mark 'G'. They denote Jupiter and Sun in Makara.

*Venus and Mercury in Dhanus:* Ridges of Mercury proceeds towards Dhanus, line of Venus is having the bow shape and


also line of Mercury connected near 'F'.

The line of F appears as a Sun line also because Sun and Venus are within 30 degrees. In such cases, the above type will appear. Mount of Moon is having broad and round shape indicates, Moon is in Karkataka.

### Fig. No. 24

*Saturn in Mesha:* As ridges of Saturn are standing on the Mesha portion (See below 'G' upto the mark 'C'), and aspecting Tula above the bracelets.

*Venus and Saturn conjunction in Mesha:* Line of fate and the line of Venus are connected with one another near 'K-L'. But the line of



Venus running long, denotes Venus has passed more degrees than Saturn.

*Mercury in Mesha:* Layers of Mercury having earth sign and aspecting the sign of Mesha below the mark 'E and B'.

The Mercury line also has joined the fate and Venus lines I-L-K, yet to reach the mount of Venus, denotes Venus is in the last degree of Mesha. So, Mercury, Venus and Saturn are in conjunction in Mesha.

*Moon in Leo:* All the ridges of the mount of Moon rising towards the Sun finger from right side of the mark L-I-H denote Moon in Leo.

*Mars in Makara:* Sharp line of Mars appears clear from 'R' Makara, and the ridges aspect the mount of Moon below the mark 'O-H'. Hence Mars is in Makara.

*Jupiter in Meena:* Line of Jupiter starting from 'B', the mount of Mercury has reached the 'D' portion of Meena including the ridges, indicate Jupiter in Meena.

*Sun in Vrishabha:* Above the heart-line and below the mark M-F-E in the mount of Sun, formation of the hump sign indicates Sun in Vrishabha.

*Cause for the formation of Signs and Variations:-*

Saturn is in Mesha, Mars is in Makara. Hence the head line is forked and the fate line is pale.

B-D, the line of heart having connection of the line of Mars and Venus near the mark 'C', is broken as Jupiter and Sukra are in the neighbouring signs.

Jupiter in Meena, Saturn, Venus and Mercury are in Mesha. As per the above interchange Mars will acquire

the qualities of Mesha. When he will have the above qualities Jupiter aspects Mars from Meena and also Venus. Hence the head line and life line are connected to the line of heart.

In the middle of 'P and R' tail sign denotes Ketu in Mesha. This is the cause for the tail shape of the line of Jupiter.


### Fig. No. 25

*Saturn in Mesha:* As per previous palm No. 24, the ridges of the Saturn are lying on the earth portion of Mesha, bright line of Saturn starting in the middle between head and heart line ends near mark 'C' Tula (7th aspect).

Hence Saturn is in Mesha.

Another branch of the fate line A-B denotes Saturn Retrograde in Mesha.

A-B the line of fate standing on F-E the line of head. A and E having close connection between each other denotes Saturn and Mars are aspecting each with 7th aspect. Hence Mars is in Tula.



H is the branch line of Saturn. G is the branch line of heart. Both are connected to each other and having V shape. This denotes Saturn and Jupiter are in one house.

*Venus in Kanya:* Line of Venus starting from 'D' aspecting exalted portion in the middle mark 'F and O' Meena, indicates Venus is in Kanya.

*Jupiter retrograde in Mesha:* The line of heart forked in the portion of Mesha sign near the mark F-O suggests Jupiter to be retrograde in Mesha.


Retrograded Jupiter will have the strength of Meena, and 7th aspect of Kanya from Meena. So Venus is in Kanya. Hence a cross formation has occurred on the mount of Jupiter.

Line of life is having the Serpent shape and open mouth below mark 'F'. Hence Venus and Rahu are in Kanya.

Ketu is near Jupiter. Hence tail shape in the mount of Jupiter is seen.

*Moon in Vrishabha:* Thumb shape of the Moon layers and elevated ridges which are running towards Vrishabha layers, show the Moon to be in Vrishabha. Above C and behind D, Mercury line is composed of two lines. C portion indicates Mercury is in Tula. D and C indicate that he is retrograded.

**Fig. No. 26A**



The mount of Jupiter is having a beautiful apex. Apex formation in the centre of the mount indicates the planet of the apex, and aspecting the seventh house from his own sign.

Aspecting rays of Jupiter commence from its mount and connecting the upper portion of the Mer-

cury mount. The fish tail has appeared behind the apex on the mount of Jupiter, hence Jupiter is in Mithuna with 7th aspect towards Dhanus.

*Mercury in Vrishabha:* Aspecting rays from the centre apex of Mercury is running towards Vrischika zone.

*Venus in Vrishabha:* One piece of Mercury line is above the mark 'I' and is connected with the line of Venus. Hence, Venus and Mercury are in conjunction in Vrishabha.

The line of Venus starting from 'C' Vrishabha ending is above the bracelets in the form of forking.

When the line of Jupiter is forked into two parts and appears like 'A and Q' serpentine, it denotes Jupiter is near to Rahu.

*Moon in Kumbha:* The ridges of the Moon mount is having a pot shape.

*Sun with Jupiter:* The ridges and the aspecting rays of the Sun mount is connected with the ridges of Jupiter near mark 'B'.

*Venus with Saturn:* Below the mark 'I', a branch line from the line of Venus is connected with the 'R' fate line.

The line of Jupiter (from 'A' top of the mount of Mercury) is aspecting Mercury near mark 'O'. The ridges and lines of Mars are rising from the mount of Moon. Hence Mars is in Karkataka. The line of Mars 'E-G-O' is having a broad tail 'F-G' and a serpent face 'D-H-B-O'. Hence Mars is in the mouth of Rahu as explained earlier. Jupiter is in Mithuna and Venus, Mercury, Saturn are in conjunction in Vrishabha. All these planets will acquire the qualities of Rahu. Hence the line of Jupiter 'A' is

having a serpent shape.


*Saturn in Vrishabha:* The ridges from the mount (R-B) of Saturn are seen behind Mesha, and have the 7th aspect towards 'H' Vrischika.

The same type of ridges are seen in the Palm No. 26.

### Fig. No. 26

When Rahu is nearer to the planets Mars and Jupiter, head and heart lines mingle.

In the above palm head line is having the serpent shape from percussion side. Ridges of the Mars are starting from the percussion, and aspects Meena. Hence Mars is in Kanya and Rahu is in the nearest house to Mars.



See the heart-line having the serpent shape. Therefore Ketu is near or behind Jupiter as in the palm No. 25. The head line is having the tail shape because Mars is behind Rahu.

Lines take the shape of either a serpent's head or tail whenever any planet is posited either in front or behind Rahu or Ketu.

*Mercury and Mars in Kanya:* Mars and Mercury ridges are connected to one another at the percussion and aspect Dhanus. Line of Mercury is connected with Mars below mark 'A'. Another portion of the line of Mercury 'B' has entered inside the mount of Venus, by